

FALL

Math Activities



This unit includes...

1. I can compare numbers to find the largest/biggest number. There are 18 cards per color. There are 4 colors, all that match. Please laminate and cut apart so students can circle the biggest number with a dry erase marker.
2. I can play an addition game to practice adding. Choose which mat you want to use. The one with more spaces will take longer to finish than the one with less spaces. Easily differentiate the game by choosing which addition questions to ask. There are both horizontal and vertical equations included. You will need game pieces such as uniflix cubes as well as a die. If the student answers their addition question correct, they get to roll the die then move that many spaces. The first one to get to the end, WINS. Feel free to substitute subtraction problems to play this game as well. You can use the subtraction problems from the NEXT game easily. 😊
3. I can match numbers with tens and ones. Students count the base ten blocks on the right on each side. The student then writes answer in the left side in the box. There are four color codes sets, all matching. These cards go from numbers 1-12. Feel free to remove the numbers your students have not learned yet.
4. I can match numbers with tens and ones. This is a leveled activity to the above, just a different version. Instead of writing the correct number on the cards, this game asks your students to match the correct number to the base ten blocks. There are 4 sets of 12 cards, each with a different color.
5. I can count to make a picture. There are 4 versions of this ten frame counting game. The mats for these are the same for the addition and subtraction mats.
6. I can add to make a picture- there are 4 versions of this addition game. There are two mats for a two-leveled version. The plain mat is more difficult and the picture rich version is easier. I provided a number line on the bottom for student use. I print the mats on a double sided copy, then laminate. Take the addition mat and cut it apart. The borders on the puzzles match for easier student use and sorting abilities. There are 4 different addition puzzles to create. (I understand that many kinder classrooms may not be on this level in the fall, but I felt it was important for those in first grade or even for those who are ready for this step.)
7. I can subtract to make a picture- this activity has the exact same mats for the addition picture puzzles, but uses different cards. This means the subtraction questions are harder than most games, but this also means that you can mix and match the cards to further differentiate for your students that are subtracting. In addition, number lines are at the bottom of the mats to provide additional support. (I understand that many kinder classrooms may not be on this level in the fall, but I felt it was important for those in first grade or even for those who are ready for this step.)
8. I can match numbers to tens and ones- Match the fall pictures numbers to its other side to match tens and ones partner. There are numbers 1-10. There are four color coded versions of this activity.


I CAN... compare numbers 1-10.

1. Get cards




and a marker.

2. Find the biggest number.



3. Circle the biggest number.



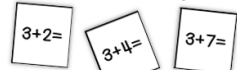
© 2010 Holly Prosson

I CAN... play an addition game.


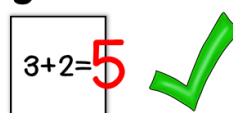
1. Get board, cards,



and game pieces.



2. Correct answer gets to roll.



3. Move those spots.



4. First to the end, wins.



© 2010 Holly Prosson

Answer question correctly to roll die and move that many spaces. First one to the finish line wins.

Answer question correctly to roll die and move that many spaces. First one to the finish line wins.

end

$$\begin{array}{r} 5 \\ +6 \\ \hline \end{array}$$

$$\begin{array}{r} 5 \\ +7 \\ \hline \end{array}$$

$$+8$$

$$\begin{array}{r} 5 \\ +10 \\ \hline \end{array}$$

$$\begin{array}{r} 5 \\ +11 \\ \hline \end{array}$$

$$\begin{array}{r} 5 \\ +12 \\ \hline \end{array}$$

$$\begin{array}{r} 5 \\ +0 \\ \hline \end{array}$$

$$7=$$

$$4+8=$$

$$4+9=$$

$$4+10=$$


$$4+11=$$

$$4+12=$$


$$4+0=$$

I CAN... match numbers with tens and ones.


1. Get pieces



and a marker.



2. Count the tens and ones.



3. Write the number.



I CAN... match numbers with tens and ones.

1. Get pieces.



2. Count the tens and ones.



3. Match it to the number.



© 2004 by Pearson Education, Inc.

I CAN... add to make a picture.

1. Get a mat



and pieces.



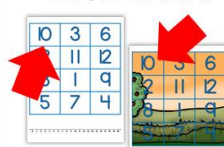
2. Add



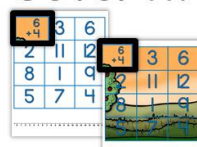
$$6 + \text{four yellow dots}$$

is...

3. Find the answer.



Cover it.

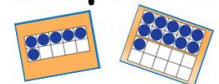


I CAN... count to make a picture.

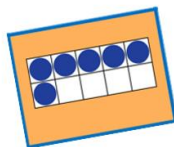
1. Get a mat



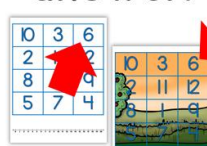
and pieces.



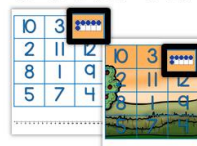
2. Count the ten frame.



3. Find the answer.




Cover it.



I CAN... subtract to make a picture.

1. Get a mat



and pieces.

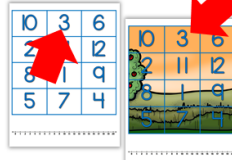


2. Subtract

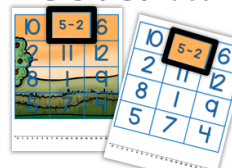
$$5 - 2$$

●●●●● XX
5-2=3

3. Find the answer.



Cover it.

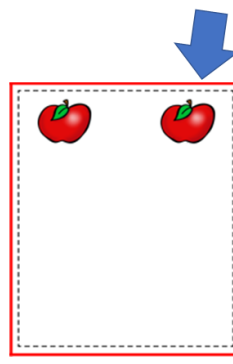


I CAN... match numbers to tens and ones.

1. Get pieces.



2. Count the items.



3. Match it the number.

