

# The Very Hungry Caterpillar

[www.sharingkindergarten.com](http://www.sharingkindergarten.com)

Based on the book by Eric Carle

Graphics by Scrappin Doodles, Dreamlike Magic, SweetPickles

Font by Kevin and Amanda, Lettering Delights



# Table of Contents

**Describing Word Activity– chart, printable, and extending activity**

**Writing Activities– 4 different versions and word wall provided**

**Reading Comprehension Game– 30 Questions with answer key**

**Story Sequence Cards and Printables**

**Reader-13 pages**

**Leafy Letters- 4 Letter Word Match and Activity Sheet**

**Label It! Caterpillar and Butterfly**

**Eat the Week**

**Write The Room With Ten Frames**

**Eat SUM Fruit**

**Leaf Some Eggs**



Name \_\_\_\_\_ Number \_\_\_\_\_


start

# The Very Hungry Caterpillar

finish

Numbers to 50


Name \_\_\_\_\_ The Very Hungry Caterpillar

1st	2nd	3rd	4th
6th	7th	8th	9th

Copyright 2012© Mary Amoson of Sharing Kindergarten Limited to Individual Classroom Use Only

caterpillar	apple	pears	plums
cocoon	orange	ice cream	butterfly

Name \_\_\_\_\_ Leary Letters

Fill in the letters to create the 4 letters word

The Very Hungry Caterpillar

butterfly

cocoon

big caterpillar

Copyright 2013© Mary Amoson of Sharing Kindergarten Limited to Individual Classroom Use Only

11	12	13	14	15	16	17	18
19	20	21	22	23	24	25	26
27	28	29	30	31	32	33	34
35	36	37	38	39	40	41	42
43	44	45	46	47	48	49	50

Copyright 2013© Mary Amoson of Sharing Kindergarten Limited to Individual Classroom Use Only

cocoon	cupcake	strawberry	ice cream
leaf	lollipop	orange	pear
pickle	pie	plum	salami

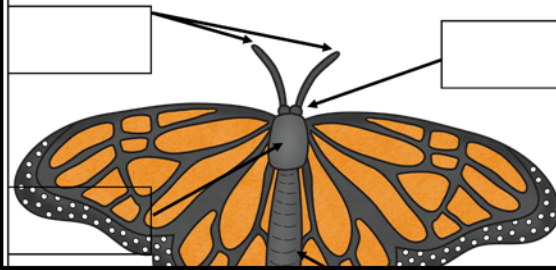
Copyright 2013© Mary Amoson of Sharing Kindergarten Limited to Individual Classroom Use Only


Copyright 2013© Mary Amoson of Sharing Kindergarten Limited to Individual Classroom Use Only

Name \_\_\_\_\_ The Very Hungry Caterpillar

Draw a picture and write a word in each box to describe a caterpillar

Name \_\_\_\_\_ Label It! Butterfly



Name \_\_\_\_\_ The Very Hungry Caterpillar

\_\_\_\_\_

\_\_\_\_\_

\_\_\_\_\_

\_\_\_\_\_

Name \_\_\_\_\_

Here are my words describing words like

\_\_\_\_\_

\_\_\_\_\_

\_\_\_\_\_

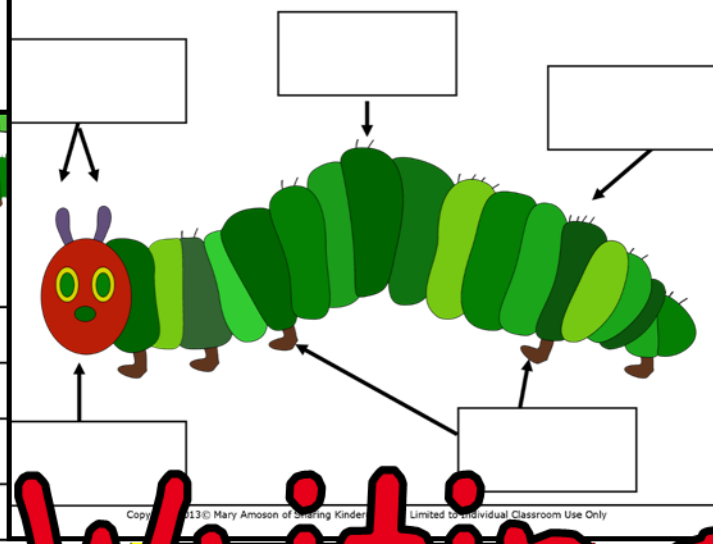
\_\_\_\_\_

\_\_\_\_\_

\_\_\_\_\_

Word Count

Name \_\_\_\_\_ Label It! Caterpillar



Learning about adjectives  
Describing words like **hungry**.

What describing words can you name?

\_\_\_\_\_

\_\_\_\_\_

\_\_\_\_\_

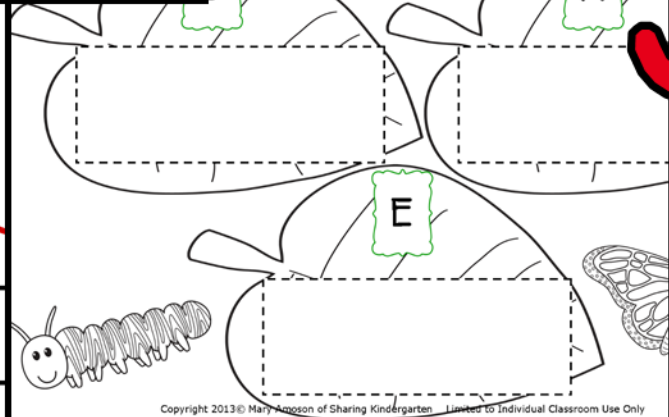
\_\_\_\_\_

\_\_\_\_\_

\_\_\_\_\_

Word Count

# Writing



Copyright 2013 © Mary Amoson of Sharing Kindergarten Limited to Individual Classroom Use Only



The caterpillar eats

\_\_\_\_\_

\_\_\_\_\_

\_\_\_\_\_













Copyright 2013 © Mary Amoson of Sharing Kindergarten Limited to Individual Classroom Use Only



Copyright 2013 © Mary Amoson of Sharing Kindergarten Limited to Individual Classroom Use Only





$-1=$ 	$-0=$ 	$=$ 	$-1=$ 	$0=$ 	$-1=$ 
$-1=$ 	$-0=$ 	$=$ 	$-3=$ 	$2=$ 	$-3=$ 

# Math


$1 + \underline{\quad} = 10$ 	$8 + \underline{\quad} = 10$ 	$5 + \underline{\quad} = 10$ 
---	--	---

Name \_\_\_\_\_ The Very Hungry Caterpillar


A	B	C
D	E	F
G	H	

Find the letter card in the room and color in the correct number of square on this sheet. Then write the number in the blank.

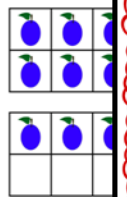
**A**



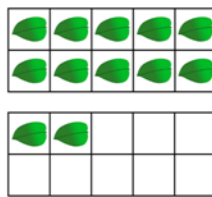
**C**




**D**




**H**




$9 + \underline{\quad} = 10$



$3 + \underline{\quad} = 10$

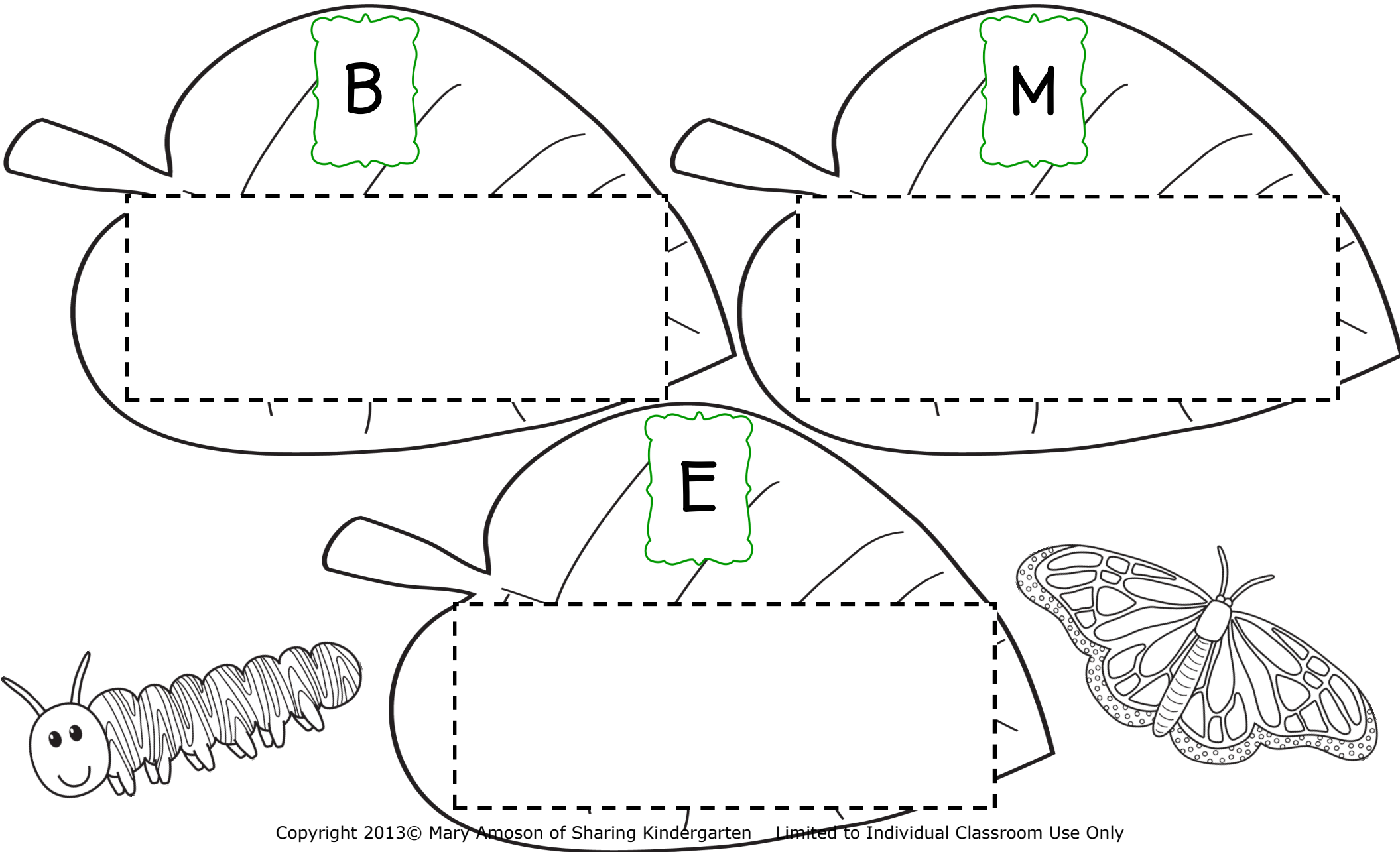


$6 + \underline{\quad} = 10$



Name \_\_\_\_\_ The Very Hungry Caterpillar

Tell what happens in the beginning, middle, and end of the story.



The image contains three large, stylized leaves arranged in a triangular pattern. Each leaf has a dashed rectangular box in its center for writing. The top-left leaf is labeled with a large letter 'B' inside a green-outlined box. The top-right leaf is labeled with a large letter 'M' inside a green-outlined box. The bottom-center leaf is labeled with a large letter 'E' inside a green-outlined box. To the bottom left of the leaves is a simple line drawing of a caterpillar with a smiling face and antennae. To the bottom right is a simple line drawing of a butterfly with patterned wings.