

QR Scan & Learn

{Interactive ~ Third Grade}

Sight Word Book

go



We go to school.

about What's it all about?	better Do you feel better?	bring Bring the toy to me.	if I will play if I can.	keep Keep on trying!	kind He was kind to me.
carry It is hard to carry.	clean Is your room clean?	cut We cut the paper.	laugh We laugh at the jokes.	light The feather is light.	long Her hair is very long.
done We are done writing.	draw I can draw a picture.	drink Can I get a drink?	much I love you so much.	myself I am proud of myself.	never I never played that!

pick
Pick the red flower.

seven
He has seven hats.

shall
Shall we play again?

show
I want to show you.

six
He has six legs.

small
The mouse has a small tail.

start
I want to start now.

Ss

seven He has seven hats.	shall Shall we play again?	show I want to show you.
six He has six legs.	small The mouse has a small tail.	

Hh

hold Come hold the book.	hot The sun is hot.	his hand is hot!
-----------------------------	------------------------	------------------

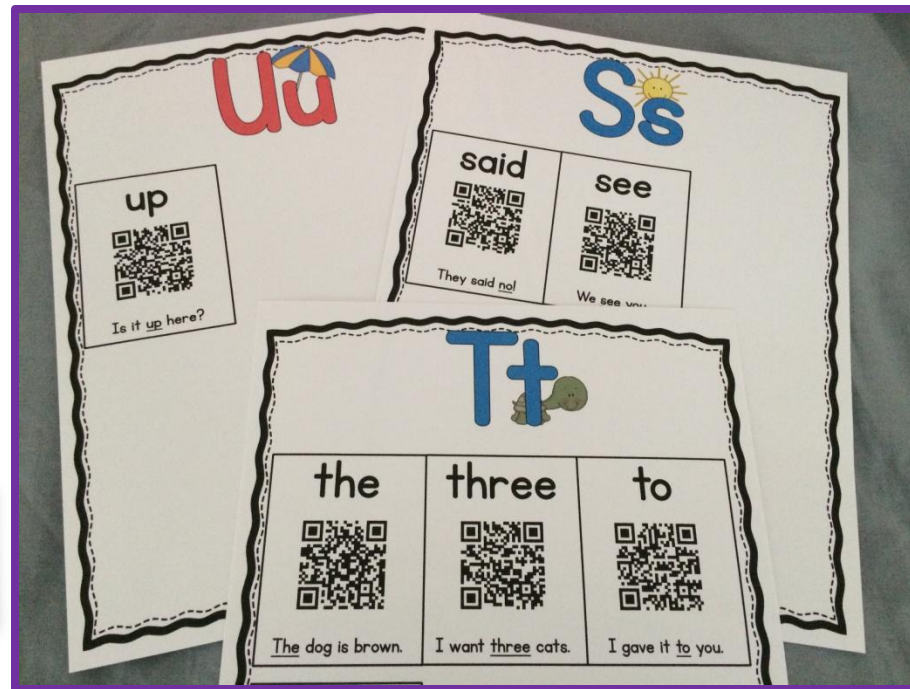


Gg



1. Cards

2. Premade Word Wall



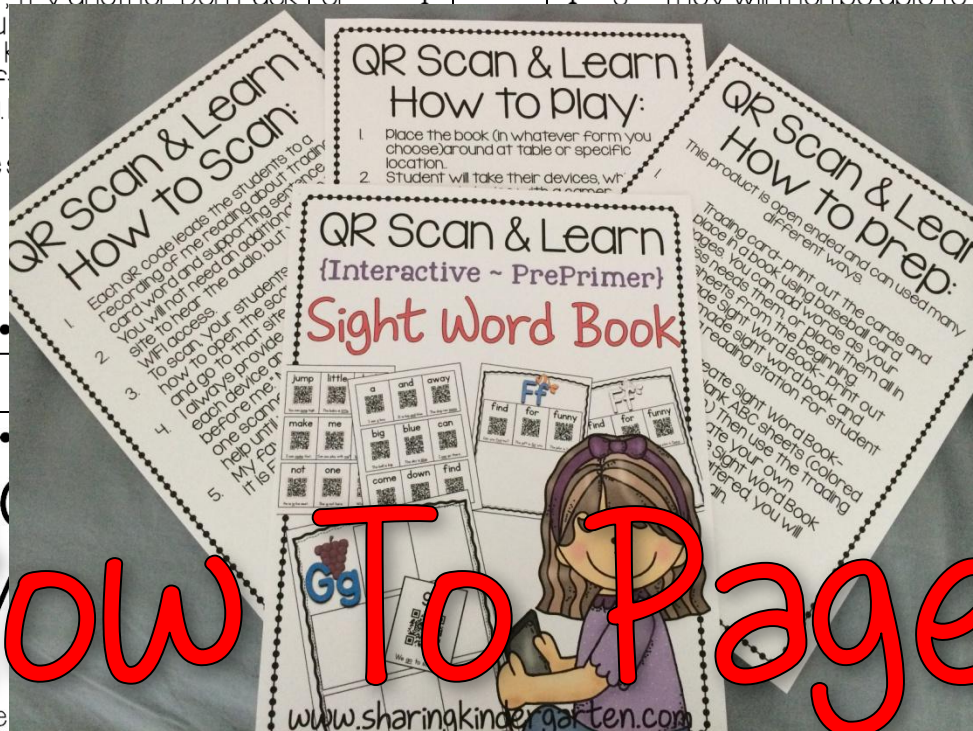
3. Customize Word Wall

QR Scan & Learn How to Scan:

1. Each QR code leads the students to a recording of me reading about trading card word and supporting sentence.
2. You will not need an additional log in to any site to hear the audio, but you will need WIFI access.
3. To scan, your students will need to know how to open the scanner, scan the code, and go to that site.
4. I always provide a few QR readers on each device and have the rule, "Scan 3 before me." Meaning, if it doesn't work on one scanner, try another. Don't ask for help until you have scanned 3. PLUS-I don't have a scanner but I find it frustrating. My favorite way to go. it is FREE.

QR Scan & Learn How to Play:

1. Place the book (in whatever form you choose) at a table or specific location that students can access easily.
2. Student will take their devices, which is any smart device with a camera function and wifi.
3. When they come to a sight word they don't know, they will scan the QR code
4. They will to HEAR that sight word being read to them, with a supporting sentence. Each audio is only a few seconds long, so they may need to hear it a few times.
5. They will then be able to read the sight word.



2014© Mary Amoson

QR Scan & Learn How to Prep:

3. Learn and Create blank ABC sheets (colored and B&W version.) Then use the trading card sheet to create your own versatile interactive Sight Word Book. This is ideal for those students who struggle with the same sight words.



Please Note: If the QR codes get altered, you will need to PRINT them again. I do not recommend laminating anything with a QR code on it since the glare can cause problems.

2014© Mary Amoson

Learn Prep:

1. Add words as your class needs them, or place them all in the sheets from the beginning. You can use the ABD cards in these sheets are well to make the word wall.



2. Premade Sight Word Book- Print out the premade sight word book and bind. Place at a reading station for student use.



2014© Mary Amoson

about



What's it all about?

better



Do you feel better?

bring



Bring the toy to me.

carry



It is hard to carry.

eight



That has eight legs!

fall



Don't fall off!

far



It is far away.

done



We are done eating.

full



My belly is full.

if



I will play if I can.

keep



Keep on trying!

kind



He was kind to me.

hold



Come hold the book.

laugh



We laugh at the

only



She is an only child.

own



That is her own book.

pick



Pick the red flower.

much



I love you so much

seven



He has seven hats.

shall



Shall we play again?

show



I want to show you.

six



An insect has six legs.

small






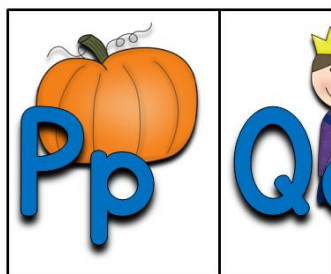
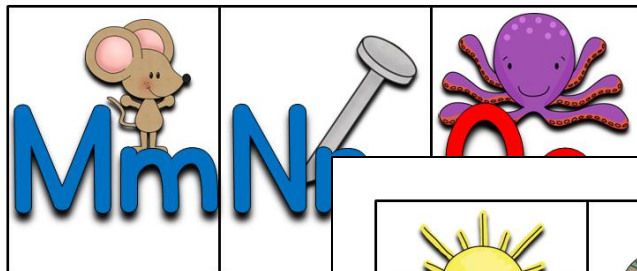




The cat is so small.

start



Let's start the game.

Sight Word Cards



ABC Cards

Premade Word Wall

Cc 

carry



clean



cut



cut the paper.

Cc 

carry



clean



cut



It is hard to carry.

Is your room clean?

We cut the paper.

Ss 

seven



shall



show



to show you.

start

Ss 

seven



He has seven hats.

shall



Shall we play again?

show



I want to show you.

six



An insect has six legs.

small



The cat is so sm

start

Tt 

ten



We have ten fingers.

today



Today is the trip.

together



Let's do it together.

do it together.

Tt 

ten



today



together



We have ten fingers.

Today is the trip.

Let's do it together.


try





We can try again.

Color
and
B&W

You Make
It


 Aa		
--	--	--


 Aa		

 Bb		
---	--	--

Word Wall

 Bb		

 Cc		
---	--	--

 Cc		

Color
and
B&W