




Nuts About



FALL



sharingkindergarten.com
Graphics by [Scrappin Doodles](#)
Font by Lettering Delights

Table of Contents

- . Book Ideas
- . Squirrels can/have/are Charts
 - . Ordering Numbers
 - . Nutty Words
- . Color Word, Number Word Match
 - . Number Word Matching
- . Tally Mark and Ten Frame Puzzles
 - . Top It Off
 - . I Am Nuts About Writing
 - . Write Me 3
 - . Acorn Art
 - . Squirrel Art
- . BINGO Cards and Cover Ups



red white blue

three

two

one

four

green brown black pink purple

The acorn is

Blank space for drawing or writing.

Comparing Numbers

< > =

NUTS about you

I am nuts about

Blank lines for writing.

Name _____ Squirrel Write

The squirrel can

Blank boxes for writing.

Real Words

Nutty

Blank lines for writing.

Squirrels

can have are

4

four

Squirrels

are have can

Nuts About

FALL

FALL Words

acorn	apple	tree	leaves
pumpkin	scarecrow	football	leaf
hay	squirrel	basket	bat
owl	squirrels	school	ghost

Tree Write

The tree has

Blank boxes for writing.

BINGO



I Am NUTS About Writing

These writing activities are designed to allow your students to write as much (or as little) as they can. I often use different sheet for different abilities in the same small group or table.

The first two nuts are designed for students to write about something they are "nuts" about. I usually need to explain and discuss the dual meaning of the word "nuts" to the class.

You can use the simple fall word page to assist with writing. I project my word wall via the Promethean Board for the whole class. You can also print it out for a center or place at tables for small groups.

* You can use this with the acorn art.



Top It Off

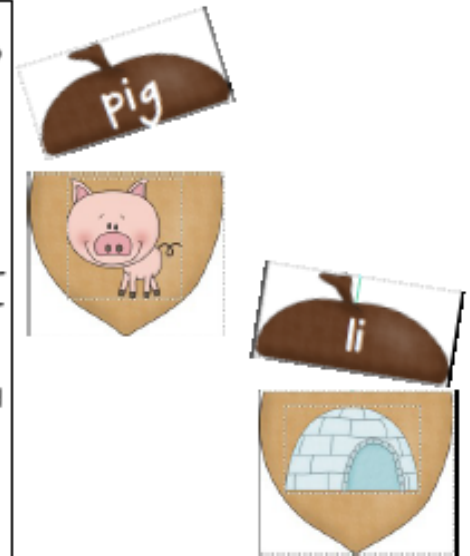
This game is meant to allow students to match letter to picture or simple words to picture.

You can decide which activity is right for your students.

Print out the acorns onto cardstock. Cut them and laminate.

Place out for students to match the picture to the word or the letter to the picture. (There are two different versions to play.)

*There are two Xx cards. One if fox and the other is xylophone.




Tally Mark and Ten Frame Puzzles

This activity is designed to practice using tally marks and ten frames. Print out cards onto cardstocks. Cut around border and then down the middle on line. This will split the nut and number in half. Laminate and place in a baggie for student use.

Students should match both sides of the nuts to make the number. The left side has tally marks and the right side has the ten frame. Each puzzle is self-checking, as the correct matches make the correct number.

*Note the number 1 puzzle has no tally marks and is therefore blank on the left side.

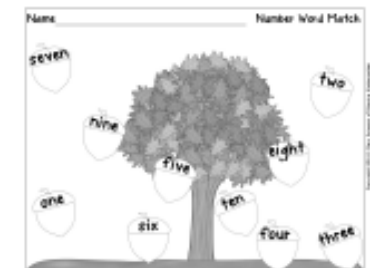


Number Word Match

These activities are designed to help student master number words. Print out squirrel cards onto cardstock. Cut around edge, then laminate. Print out nut cards, cut, and laminate. Students place acorns on the mat that matches. I made various background colors for multiple student use and simple cleanup.

There are 4 colors- red, orange, yellow, and brown.

There is also a worksheet attached for additional practice. (My class can never practice number words enough!)



Color Word, Number Word Match

This activity is designed to review and use color words and number words. Choose which fall picture you want to use for your students. One has just the color and number words written out. The next has only color words, but no number words. The last has the color words color coded and numbers used instead of number words. Print out pictures onto cardstock and laminate for each student. They will need a dry erase marker to complete this activity. Using the fall picture that is shown below, instruct student match the color word or number word to something it matches in the picture. They can draw a line from the word yellow to the sun or from the word four to the four pieces of corn on a stalk. There is no one right answer. They may see one corn stalk or four pieces of corn.
*Please note... I do know bats are nocturnal animals and therefore not out in the day time. I was just trying to get in an obvious black color.

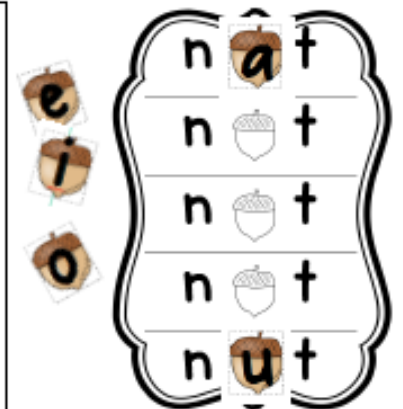
Nutty Words

This activity is designed to review letter sounds and blending words. Additionally, students will make real or "nutty" words.

Print out sheets onto cardstock and laminate. Cut out vowel nuts and laminate. Each student will get one mat and one set of vowel nuts.

Students are to place the vowel nuts on top of the B&W nut on their mat. They will create real and "nutty" words.

You can use the provided sheet for students to write down the real or "nutty" words.



Name _____

Real Words	Real and Nonreal Words
nut	nat
_____	_____
_____	_____
_____	_____
_____	_____

Nutty Words

This activity is designed to review letter sounds and blending words. Additionally, students will make real or "nutty" words.

Print out sheets onto cardstock and laminate. Cut out vowel nuts and laminate. Each student will get one mat and one set of vowel nuts.

Students are to place the vowel nuts on top of the B&W nut on their mat. They will create real and "nutty" words.

You can use the provided sheet for students to write down the real or "nutty" words.



Name _____

Real Words	Real and Nonreal Words
nut	nat
_____	_____
_____	_____
_____	_____
_____	_____

Can/Have./Are Chart

This activity is designed to discuss what squirrels can do, what squirrels have, and what squirrels are.

You can use the provided chart to be projected via a Promethean Board, print onto poster paper, or use the larger words to print and create your own chart on chart paper or a white board.



There is a color teacher versions and black & white student version provided. Students can use the teacher version to fill out their student version.

Squirrels

can	have	are
_____	_____	_____
_____	_____	_____
_____	_____	_____

'S Squirrels

can	have	are
_____	_____	_____
_____	_____	_____
_____	_____	_____

Write Me Three


These writing activities are designed to allow your students to write 3 things about each picture.

"The tree has" page is prompting students to write about nouns- leaves, acorns, bark, etc.

"The squirrel can" page is prompting students to write about verbs- walk, hide, run, look, etc.

"The acorn is" page is prompting students to write about adjectives- green, yellow, big, little, hard, etc.

You can use the simple fall word page to assist with writing. I project my word wall via the Promethean Board for the whole class. You can also print out for a center or place at tables for small groups.



Squirrel Art

This is a class favorite.

This squirrel needs to be traced or printed onto two different shades of paper. You can choose tan and brown or dark gray and light gray.

(I use the gray so I can sing the Dr. Jean song, "Gray Squirrel.")

You will also need a small acorn, dried out leaves crushed up, and two wiggle eyes.

I usually have my students collect the leaves for me and crush them up in a gallon size baggie. I remove stems and veins from leaf baggie.



Acorn Art

Use the tracers to create an acorn art project. This art can be used with the "Nuts About You" writing. I made the writing to fit inside this art.

This is simple enough for students to create independently.

Here are pictures of your options.

1. Art alone... Super FUN!



* NUTS about You headers are included.



2. With writing prompt only.

3. With writing prompt and NUTS header.



BINGO Cards and Cover Ups

I created blank BINGO cards for your classroom use. There is a color and B&W version.

You can print out the number of copies for your needs. Then, fill in the blanks with the skill you are working on, laminate, and use the provided cover ups to play.

Ideas for names include

- sight words
- numbers
- letters

BINGO

