

# Five Senses

{Print & Play Pack}



[www.sharingkindergarten.com](http://www.sharingkindergarten.com)

SNEAK  
PEEK



# This pack contains:

1. What are our senses?

2. Sight

3. Touch

4. Taste

5. Smell

6. Hearing

There is also a Teacher Glossary of terms to post as well as a student printable version.




### What Are Our Senses?












1. Sight
2. Touch
3. Taste
4. Smell
5. Hearing

### What Are Our Senses?



- 1.
- 2.
- 3.
- 4.


 hearing	 sight	 smell
	 touch	

	hearing	
	sight	

Name \_\_\_\_\_ Sense This

Directions: Cut out the pictures at the bottom. Match the pictures to the correct side.


Not Our Senses      Our Senses



Name \_\_\_\_\_ What are our Five Senses?

Answer: the question in each space and draw a picture to match what you wrote about.

Which sense do you use the most?

Which sense do you use the least?

Which sense did you learn the most about?


### Our Sense of Sight







-We use our eyes to see.  
-Eyes have two types of receptors that let us see different colors.  
-If you can't see you are blind.



### We Can See


- Colors
- Size
- Amount
- Shape
- Letters



 paper	 car	 book
		

Name \_\_\_\_\_ The Things We See

Directions: Cut out the pictures at the bottom. Glue only the pictures that show things we can see.




The Things We See

Name \_\_\_\_\_ What Can You See?

Answer: the question in each space and draw a picture to match what you wrote about.

What can you see?

What can you see to learn?

What can see to play?

### Our Sense of Touch

- We touch with our skin, which is our LARGEST organ.
- Some parts of our skin are more sensitive
- Touching things can keep us



 robe	 rope	 rose
		

Name \_\_\_\_\_ The Things We Touch

Directions: Cut out the pictures at the bottom. Match the pictures to sort smooth and rough.

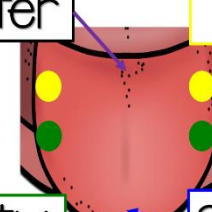

smooth      rough




			
			
			
			

### We Can Taste

bitter

salty




 apple	 banana	 cupcake
--	---	--

Name \_\_\_\_\_ The Things We Smell

Directions: Cut out the pictures at the bottom. Match the pictures to the bad or good side.


bad      good



### Five Senses Glossary

bitter	blind	deaf	distance	foul	pleasant	rough
A taste that is sharp and not sweet.	A person who can not see.	A person who can not hear.	The amount of space between two things.	A bad smell	A good smell	Having an uneven surface

# Five Senses

## {Print & Play Pack}

www.sharingkindergarten.com

