

COMMUNITY

Helpers

Print & Play Pack



Community Helpers

1. What are Community Helpers?

- Charts
- Pocket chart sentence building (2 versions)
- Printable sentence building

2. Who are Community Helpers?

- Charts
- Pocket Chart Sorts
- Matching Printable
- Writing Activity

3. Where do community helpers work?

- Charts
- Pocket Chart Sorts
- Matching Printable
- Writing Activity

4. Community Helper Centers

- Vowels are on FIRE!- sorting CVC words with a, e, i, o, or u. (you can sort some or all of the cards)
- Cooking up Letter and sound- Matching uppercase and lowercase letter sound AND/OR initial sounds
- Building Initial Sounds

What are Community Helpers?

- People who help others
- a person whose job or service helps others
- people who work help a community



People who



What are Community Helpers?

-

-

Name _____ Cut, glue, write, color

What are community helpers?

People who help others

What are Community Helpers?



Name _____ Cut, glue, write, color

What are community helpers?

What are community helpers?

What are community helpers?

What are community helpers?

Who are Community Helpers?

- People who make others better
- People who make or serve food
- People who keep us safe
- People who make or fix something you need



Who are Community Helpers?

-

-

-

-

Who are Community Helpers?



know

do not know



Which Community Helper know about?



business man business woman construction worker



fisherman farmer ski guide



chef crossing guard detective

Name _____ Community Helpers

Directions Match the Community Helper to its name

firefighter	teacher	farmer	doctor
<input type="checkbox"/>	<input type="checkbox"/>	<input type="checkbox"/>	<input type="checkbox"/>
vet	police officer	chef	mail carrier
<input type="checkbox"/>	<input type="checkbox"/>	<input type="checkbox"/>	<input type="checkbox"/>

Name _____ Community Helpers

Directions Cut apart the Community Helpers and paste them on the squares. Write a sentence to describe that helper.

<input type="checkbox"/>	<input type="checkbox"/>	<input type="checkbox"/>	<input type="checkbox"/>
<input type="checkbox"/>	<input type="checkbox"/>	<input type="checkbox"/>	<input type="checkbox"/>

Name _____ Community Helpers

Directions Cut apart the Community Helpers and paste them on the squares. Write a sentence to describe that helper.

<input type="checkbox"/>	<input type="checkbox"/>	<input type="checkbox"/>	<input type="checkbox"/>	<input type="checkbox"/>
<input type="checkbox"/>	<input type="checkbox"/>	<input type="checkbox"/>	<input type="checkbox"/>	<input type="checkbox"/>

Where do Community Helpers work?

- in buildings
- outside with animals
- outside with crops
- in vehicles and on roads
- EVERYWHERE

Name _____ Where do Community Helpers Work?

Directions Match the community helper to where they work.

inside	outside
<input type="checkbox"/>	<input type="checkbox"/>
in a vehicle	other
<input type="checkbox"/>	<input type="checkbox"/>

Name _____ Where do Community Helpers Work?

Directions Match the community helper to where they work.

inside	outside
<input type="checkbox"/>	<input type="checkbox"/>
in a vehicle	other
<input type="checkbox"/>	<input type="checkbox"/>

Name _____ Where do Community Helpers Work?

Directions Match the community helper to where they work.

<input type="checkbox"/>	<input type="checkbox"/>	<input type="checkbox"/>
<input type="checkbox"/>	<input type="checkbox"/>	<input type="checkbox"/>

Name _____ Where do Community Helpers Work?

Directions Match the community helper to where they work.

doctor & nurse	hospital
<input type="checkbox"/>	<input type="checkbox"/>
police	police station
<input type="checkbox"/>	<input type="checkbox"/>

Name _____ Where do Community Helpers Work?

Directions Match the community helper to where they work.

<input type="checkbox"/>	<input type="checkbox"/>	<input type="checkbox"/>	<input type="checkbox"/>
<input type="checkbox"/>	<input type="checkbox"/>	<input type="checkbox"/>	<input type="checkbox"/>

Name _____ Where do Community Helpers Work?

Directions Match the community helper to where they work.

farmer	builder or chef
<input type="checkbox"/>	<input type="checkbox"/>
teacher	teacher
<input type="checkbox"/>	<input type="checkbox"/>
pilot	pilot
<input type="checkbox"/>	<input type="checkbox"/>

COMMUNITY





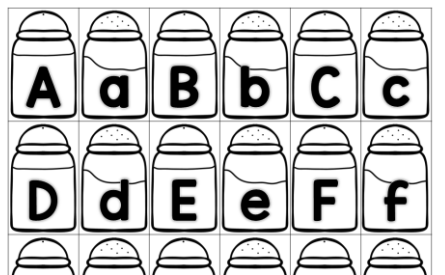
Helpers Print & Play Pack





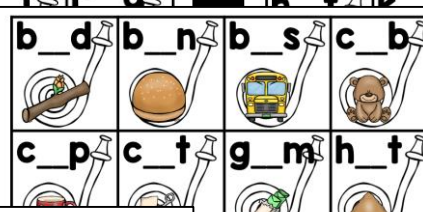
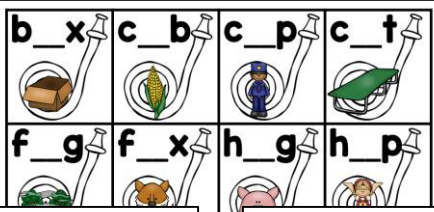
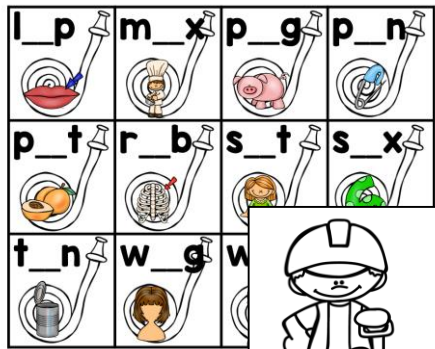
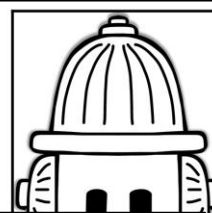




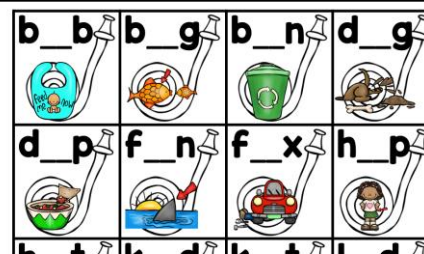
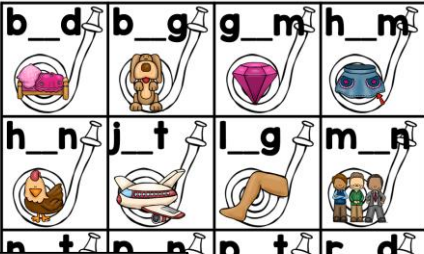

Cooking up Letters and Sounds

Print this activity onto colored paper. Students can play this multiple ways and use pepper shakers for upper case letters and salt shakers for lower case letters.



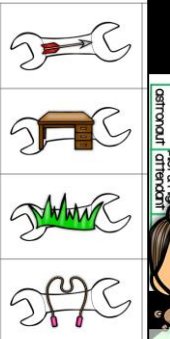


Vowels are on FIRE!

Print this activity onto colored paper. Students can use two to five vowel sounds they have learned or that middle vowel sounds are provided. They can easily mix and match the sounds to make words. Student look at their word. They can check if pages are laminated or not. The correct fire is the one that matches the word.



Initial Letter Sounds

Print this activity onto colored paper to make it pop! Students can play this multiple ways. To use, cut out the letters and match them to the pictures. Match the letters to the pictures.



COMMUNITY

Helpers Print & Play Pack

